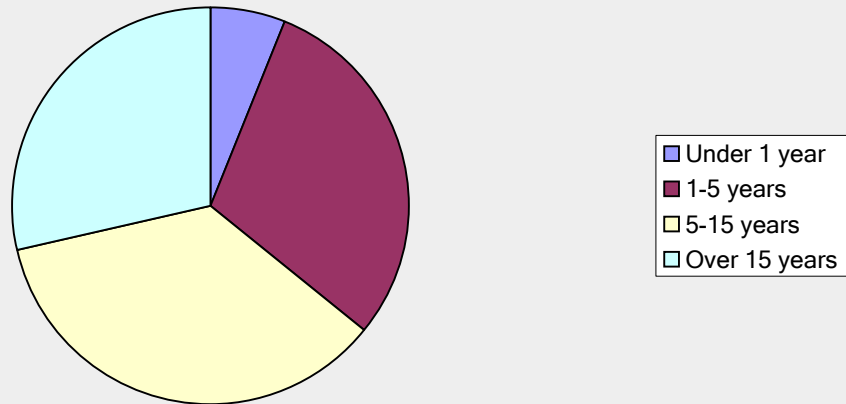


## 2013 National Stage Management Census

How long have you been working in stage management? (since your first paid stage management job)

Answer Options	Response Percent	Response Count
Under 1 year	6.0%	46
1-5 years	29.9%	228
5-15 years	35.6%	271
Over 15 years	28.5%	217
Less than 5 years	<b>35.9%</b>	
Over 5 years	<b>64.1%</b>	

How long have you been working in stage management? (since your first paid stage management job)

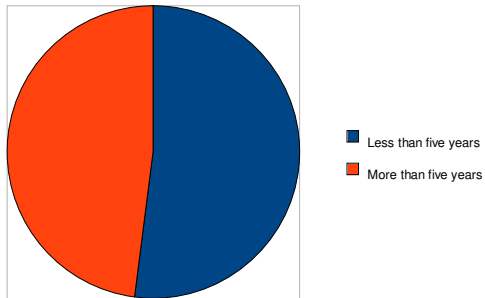


Sheet1A

2011 SMA Survey

How long have you been working as a professional stage manager

Less than five years	52.00%
More than five years	48.00%
Total	100

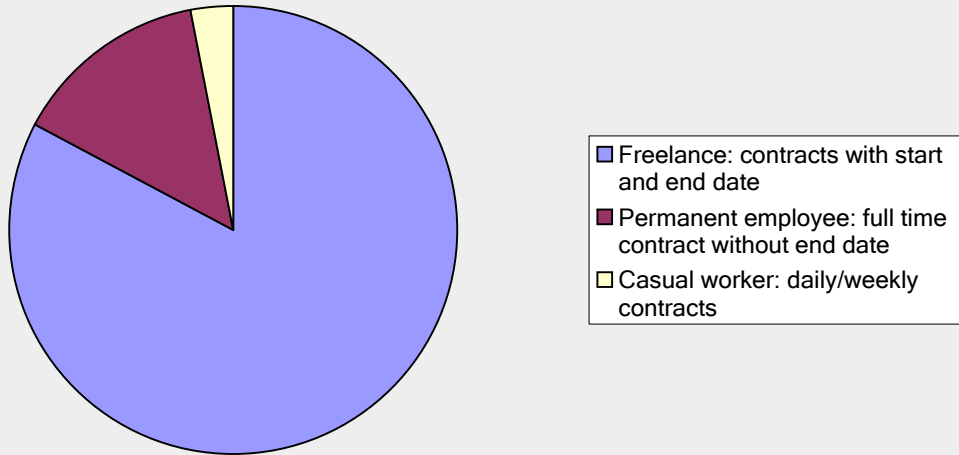


## 2013 National Stage Management Census

As a working professional stage manager, do you consider that your work is usually as:

Answer Options	Response Percent	Response Count
Freelance: contracts with start and end date	82.8%	617
Permanent employee: full time contract without end date	14.1%	105
Casual worker: daily/weekly contracts	3.1%	23
Other (please specify)		27

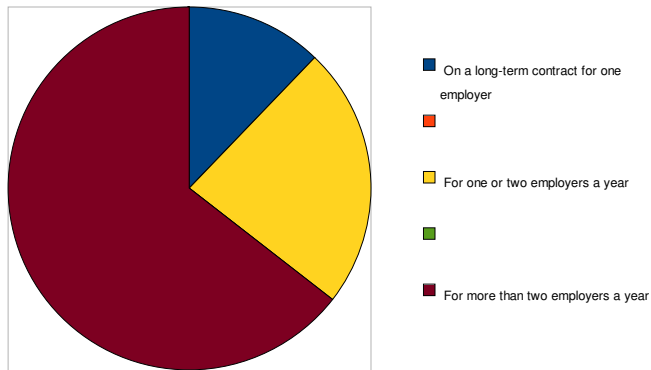
As a working professional stage manager, do you consider that your work is usually as:



2011 SMA Survey

I am working... (tick one only)

On a long-term contract for one employer	12.22%
For one or two employers a year	23.33%
For more than two employers a year	64.44%
<b>Total on fixed term contracts</b>	<b>87.77%</b>

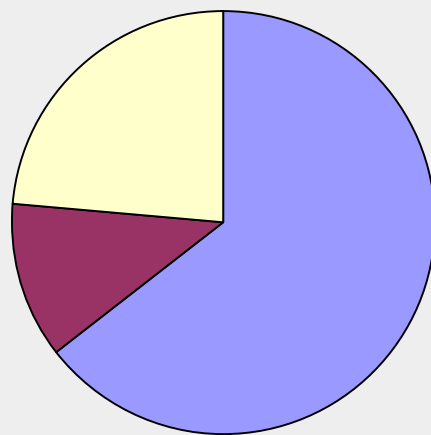


## 2013 National Stage Management Census

Considering the working week including Friday 15 February 2013 were you:

Answer Options	Response Percent	Response Count
Working full time (show contract or at least 35hrs pw)	64.5%	466
Working part time/casual	11.9%	86
Not working (if you tick this box please go to Q12)	23.5%	170

Considering the working week including Friday 15 February 2013 were you:

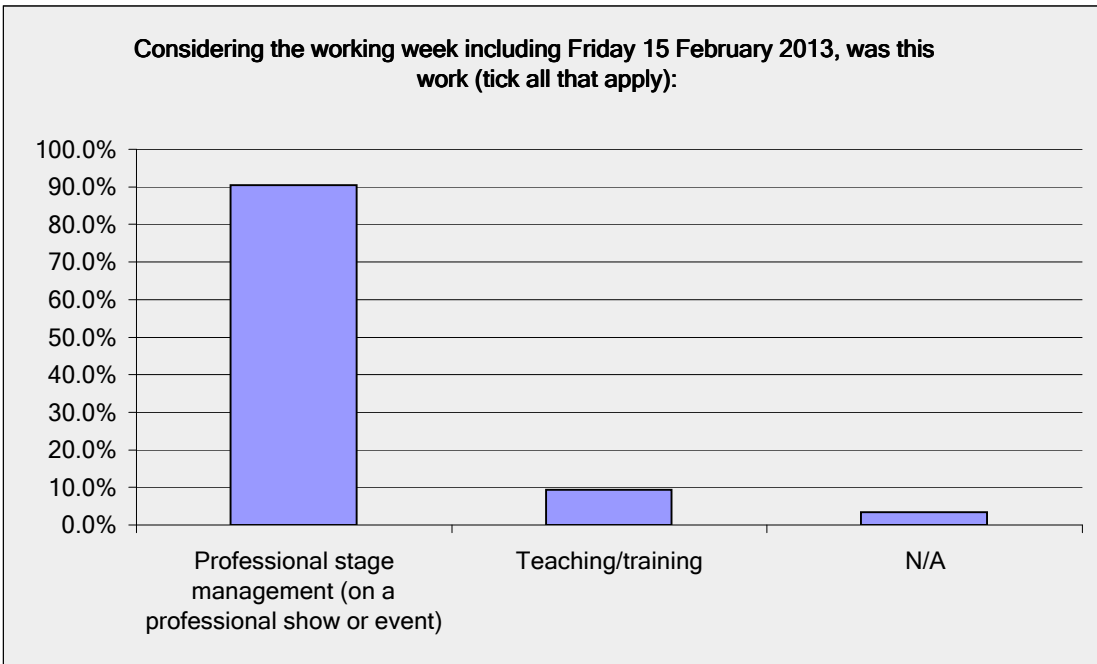


- Working full time (show contract or at least 35hrs pw)
- Working part time/casual
- Not working (if you tick this box please go to Q12)

## 2013 National Stage Management Census

Considering the working week including Friday 15 February 2013, was this work (tick all that apply):

Answer Options	Response Percent	Response Count
Professional stage management (on a professional show or event)	90.4%	481
Teaching/training	9.4%	50
N/A	3.4%	18
Other work (please specify)		48

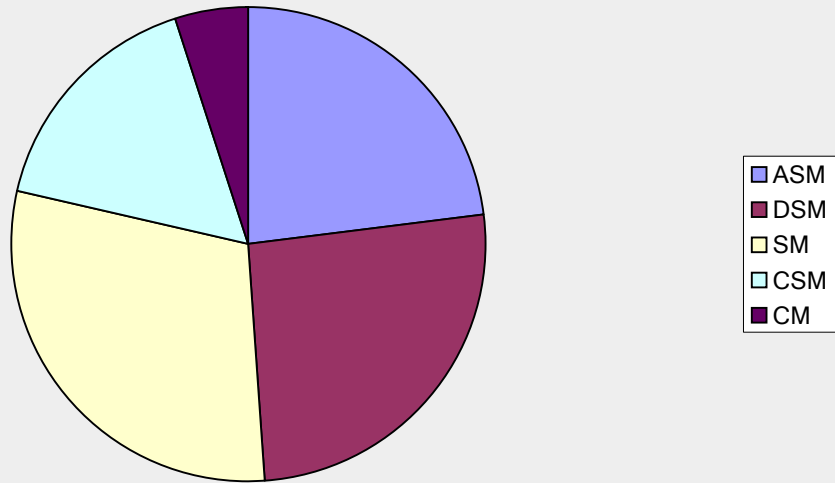


## 2013 National Stage Management Census

If stage management work, is this as:

Answer Options	Response Percent	Response Count
ASM	23.1%	108
DSM	25.9%	121
SM	29.6%	138
CSM	16.3%	76
CM	5.1%	24
Other (please specify)		69

If stage management work, is this as:

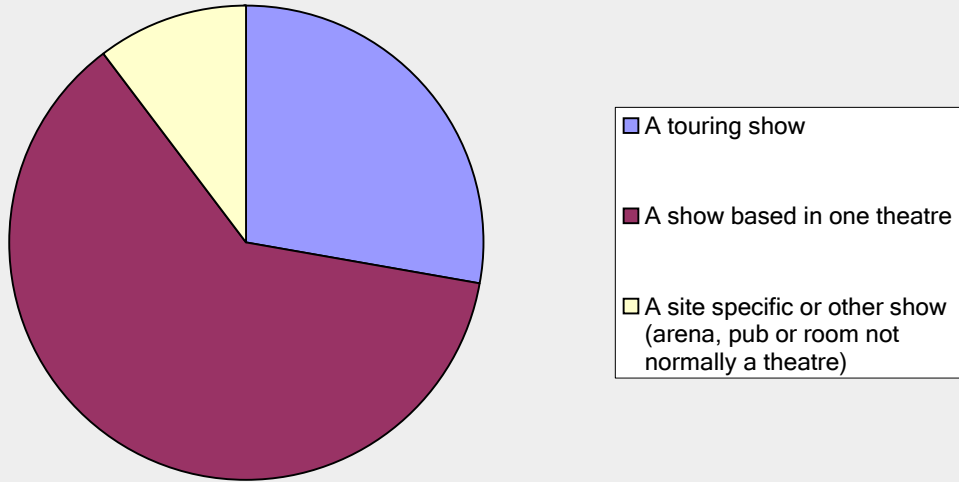


## 2013 National Stage Management Census

If stage management work, was this for:

Answer Options	Response Percent	Response Count
A touring show	27.7%	133
A show based in one theatre	62.0%	298
A site specific or other show (arena, pub or room not normally a theatre)	10.4%	50
Other (please specify)		39

If stage management work, was this for:

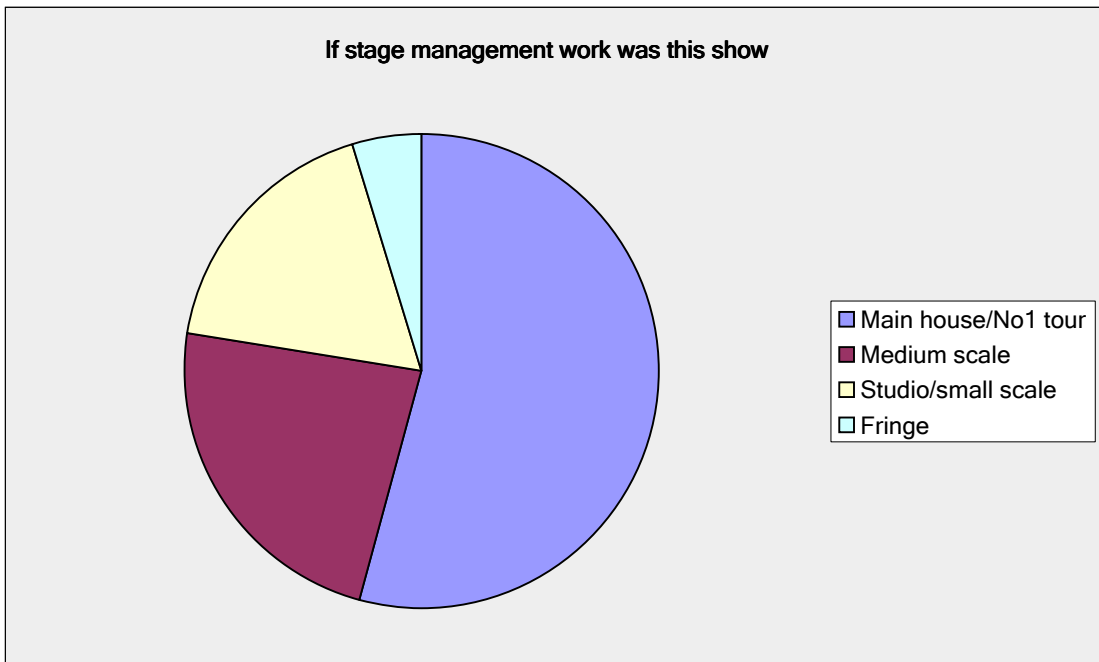




## 2013 National Stage Management Census

### If stage management work was this show

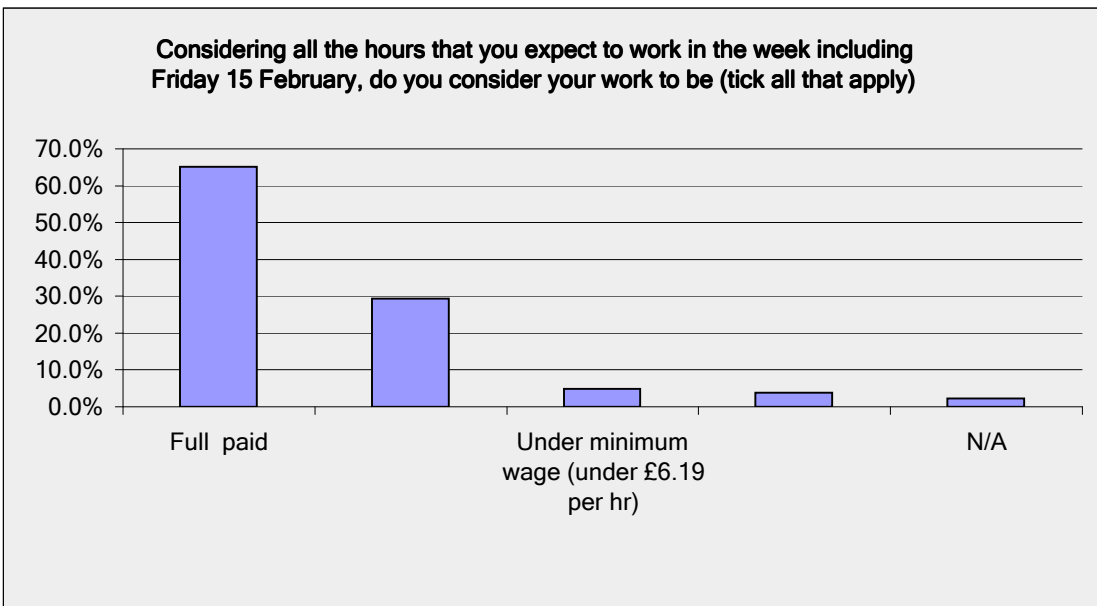
Answer Options	Response Percent	Response Count
Main house/No1 tour	54.3%	258
Medium scale	23.2%	110
Studio/small scale	17.7%	84
Fringe	4.8%	23
Other (please specify)		42



## 2013 National Stage Management Census

Considering all the hours that you expect to work in the week including Friday 15 February, do you consider your work to be (tick all that apply)

Answer Options	Response Percent	Response Count
Full paid	65.2%	361
Below UK average pay (under £12.74 per hr - average UK full time pay: source BBC)	29.4%	163
Under minimum wage (under £6.19 per hr)	4.9%	27
Unpaid (voluntary/expenses)	3.8%	21
N/A	2.3%	13

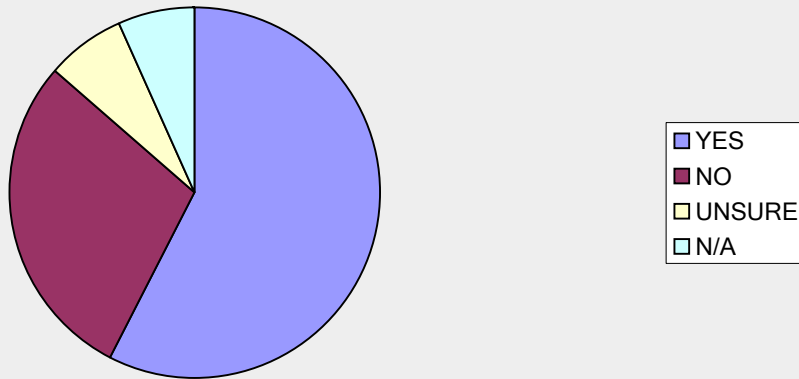


## 2013 National Stage Management Census

Considering the working week including Friday 15 February, was this work on an industry recognised contact? (eg ITC/Equity, TMA/Equity, BECTU, negotiated in-

Answer Options	Response Percent	Response Count
YES	57.6%	319
NO	28.9%	160
UNSURE	6.9%	38
N/A	6.7%	37

Considering the working week including Friday 15 February, was this work on an industry recognised contact? (eg ITC/Equity, TMA/Equity, BECTU, negotiated in-house agreement

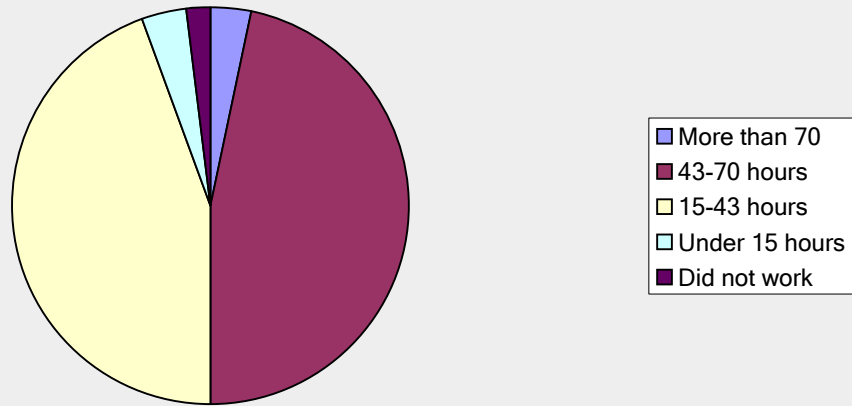


## 2013 National Stage Management Census

In the working week including Friday 15 February, how many hours will you have worked

Answer Options	Response Percent	Response Count
More than 70	3.2%	18
43-70 hours	46.7%	261
15-43 hours	44.5%	249
Under 15 hours	3.6%	20
Did not work	2.0%	11

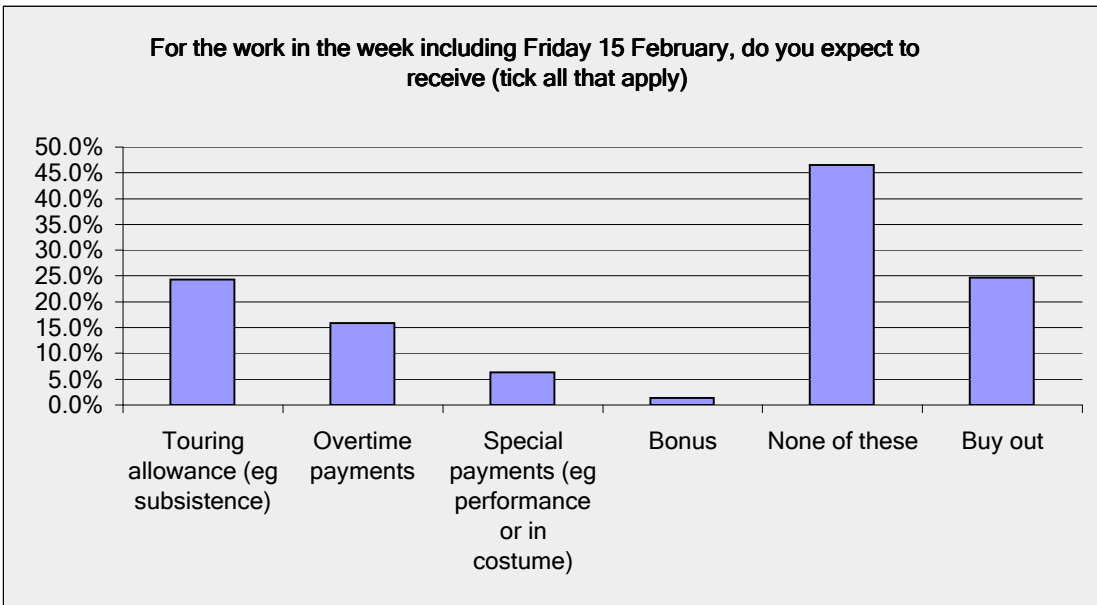
In the working week including Friday 15 February, how many hours will you have worked



## 2013 National Stage Management Census

For the work in the week including Friday 15 February, do you expect to receive (tick all that apply)

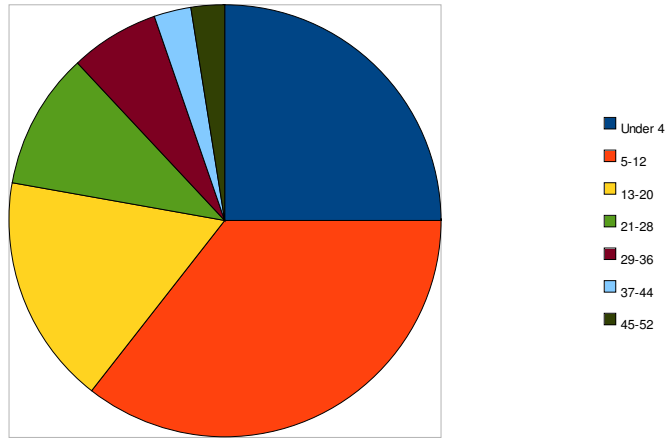
Answer Options	Response Percent	Response Count
Touring allowance (eg subsistence)	24.3%	135
Overtime payments	15.9%	88
Special payments (eg performance or in costume)	6.3%	35
Bonus	1.4%	8
None of these	46.5%	258
Buy out	24.7%	137



## 2013 National Stage Management Census

Considering the year 16 February 2012 - 15 February 2013, how many weeks did you spend NOT working in stage management (eg 'resting', temporary stop-gap jobs)

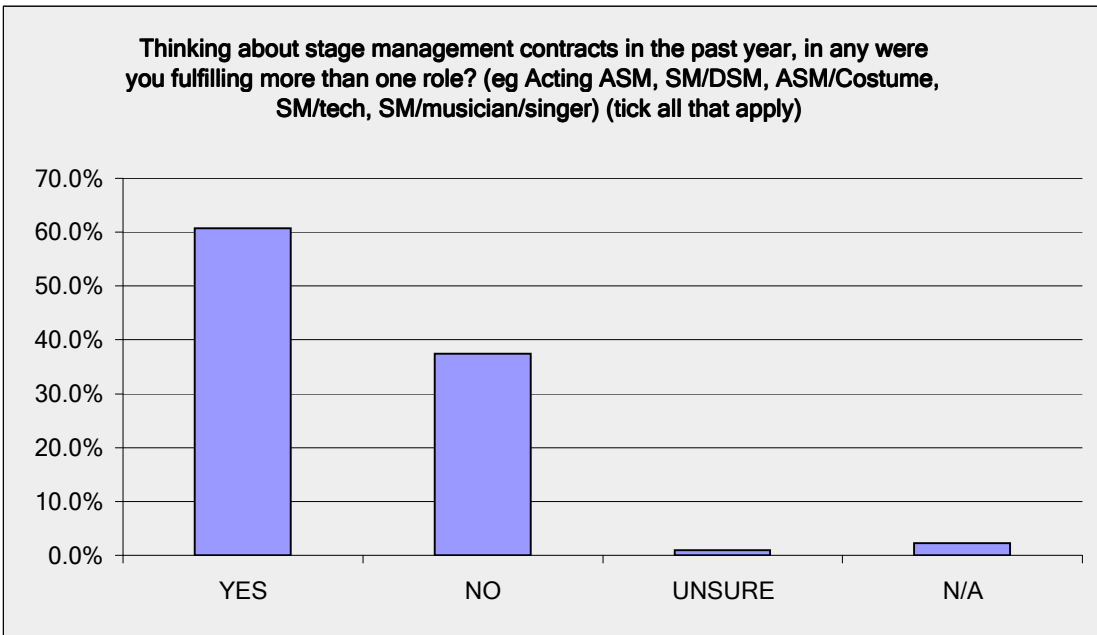
	Answer Options	Answer Options	Response Count			
			615			
Under 4	5-12	13-20	21-28	29-36	37-44	45-52
24.70%	35.10%	17.10%	10.20%	6.50%	2.60%	2.60%



## 2013 National Stage Management Census

Thinking about stage management contracts in the past year, in any were you fulfilling more than one role? (eg Acting ASM, SM/DSM, ASM/Costume, SM/tech,

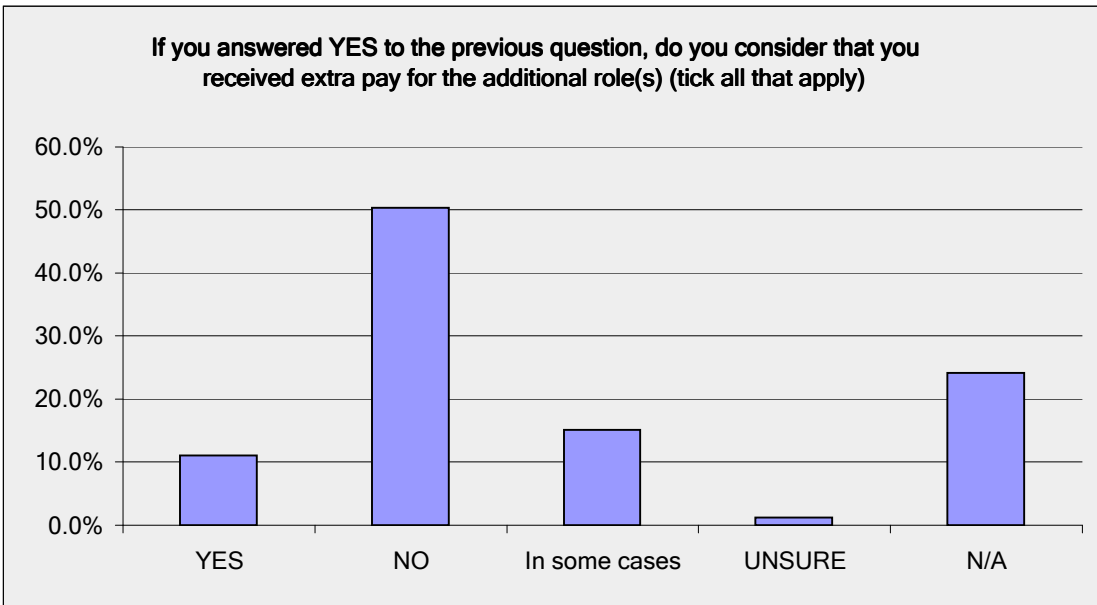
Answer Options	Response Percent	Response Count
YES	60.7%	388
NO	37.4%	239
UNSURE	0.9%	6
N/A	2.3%	15
Specify role(s)		274



## 2013 National Stage Management Census

If you answered YES to the previous question, do you consider that you received extra pay for the additional role(s) (tick all that apply)

Answer Options	Response Percent	Response Count
YES	11.1%	56
NO	50.4%	254
In some cases	15.1%	76
UNSURE	1.2%	6
N/A	24.2%	122



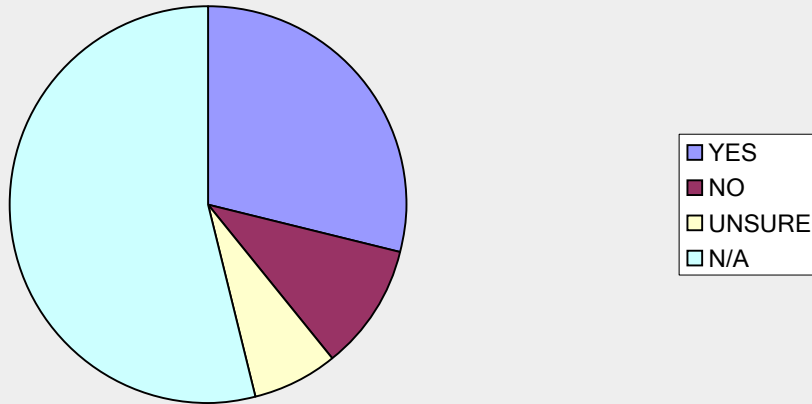


## 2013 National Stage Management Census

If you are working or have worked on low pay in the past year, do you think you will have gained experience or value to your career by doing the job

Answer Options	Response Percent	Response Count
YES	29.0%	177
NO	10.3%	63
UNSURE	6.7%	41
N/A	54.0%	330

If you are working or have worked on low pay in the past year, do you think you will have gained experience or value to your career by doing the job

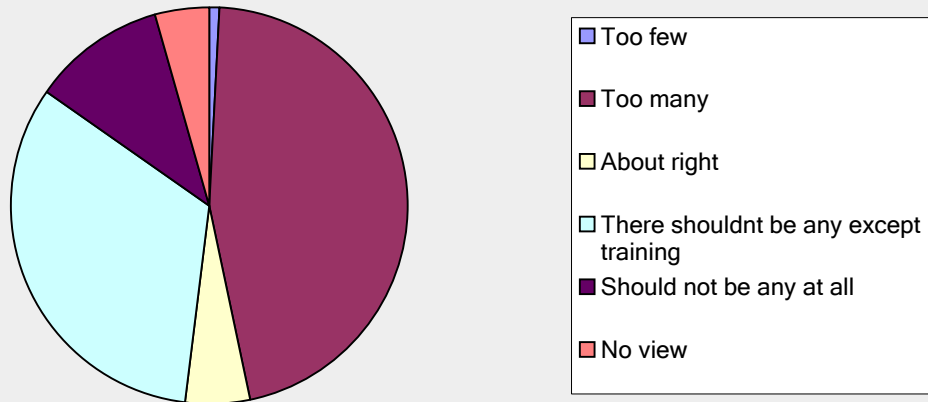


## 2013 National Stage Management Census

Regardless of whether you personally received low pay, what do you think about the number of LOW PAY SM jobs available

Answer Options	Response Percent	Response Count
Too few	0.9%	6
Too many	45.6%	292
About right	5.5%	35
There shouldnt be any except training	32.5%	208
Should not be any at all	10.9%	70
No view	4.5%	29

Regardless of whether you personally received low pay, what do you think about the number of LOW PAY SM jobs available

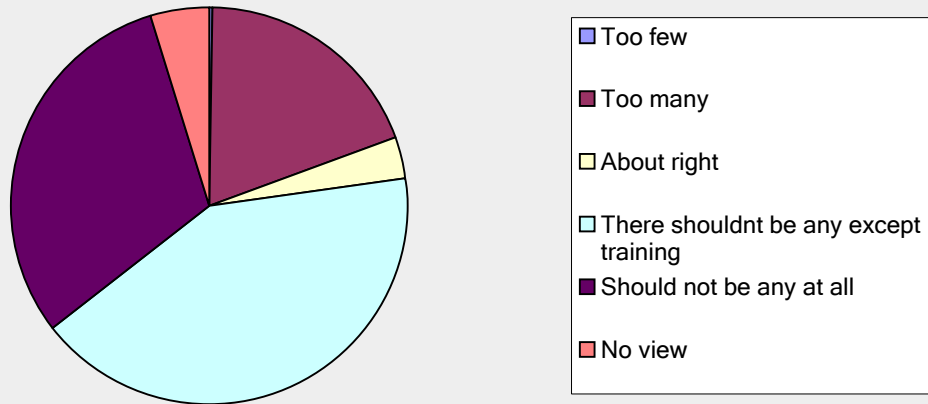


## 2013 National Stage Management Census

Regardless of whether you personally have received no pay, what do you think about the number of NO PAY SM opportunities available

Answer Options	Response Percent	Response Count
Too few	0.3%	2
Too many	19.1%	122
About right	3.3%	21
There shouldnt be any except training	41.9%	268
Should not be any at all	30.8%	197
No view	4.7%	30

Regardless of whether you personally have received no pay, what do you think about the number of NO PAY SM opportunities available

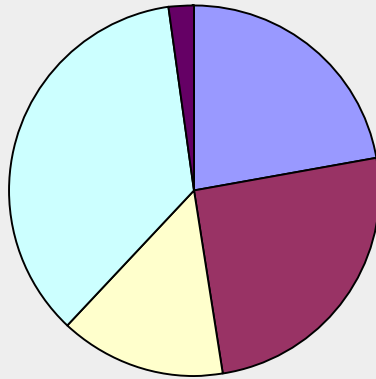


## 2013 National Stage Management Census

Thinking about the job you are doing on Friday 15 February, or the last job you did, do you think your job could be shared between more than one person

Answer Options	Response Percent	Response Count
YES could be shared	22.1%	141
MAYBE but complicated to arrange	25.5%	163
UNLIKELY	14.4%	92
NO could not be shared	35.8%	229
UNSURE	2.2%	14

Thinking about the job you are doing on Friday 15 February, or the last job you did, do you think your job could be shared between more than one person

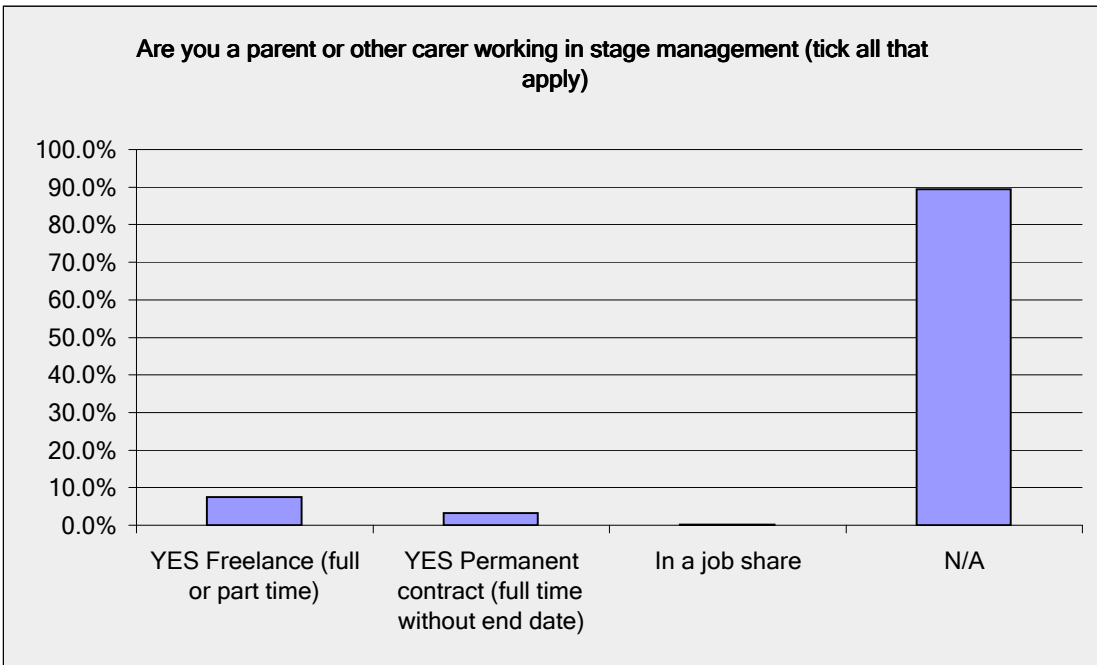


- YES could be shared
- MAYBE but complicated to arrange
- UNLIKELY
- NO could not be shared
- UNSURE

## 2013 National Stage Management Census

Are you a parent or other carer working in stage management (tick all that apply)

Answer Options	Response Percent	Response Count
YES Freelance (full or part time)	7.5%	46
YES Permanent contract (full time without end date)	3.2%	20
In a job share	0.2%	1
N/A	89.4%	551
Other (please specify)		13



## 2013 National Stage Management Census

Thinking about the job you are doing on Friday 15 February, or the last job you did, please select your answer from the drop down tables

Answer Options	0	1	2	3	4	5	no view or N/A	4+5	2+3
How well do/did you feel the contribution of your team to the show was/is valued by: 0=not at all 5=excellently well	4	6	27	78	164	334	15	498	105
Do/did you feel your position is/was respected by: 0=not respected 5=very respected	3	10	34	78	175	321	7	496	112
How do/did you feel about communication between you and your line manager/production company by: 0=very bad 5=very good	7	19	42	107	173	271	8	444	149

### your Production Company

Answer Options	0	1	2	3	4	5	no view or N/A	4+5	2+3
How well do/did you feel the contribution of your team to the show was/is valued by: 0=not at all 5=excellently well	6	25	37	127	193	223	11	416	164
Do/did you feel your position is/was respected by: 0=not respected 5=very respected	9	23	48	112	203	217	8	420	160
How do/did you feel about communication between you and your line manager/production company by: 0=very bad 5=very good	11	29	60	146	212	153	12	365	206

## 2013 National Stage Management Census

When have you taken any vocational training courses (courses when you are working - not full time education) (tick all that apply)

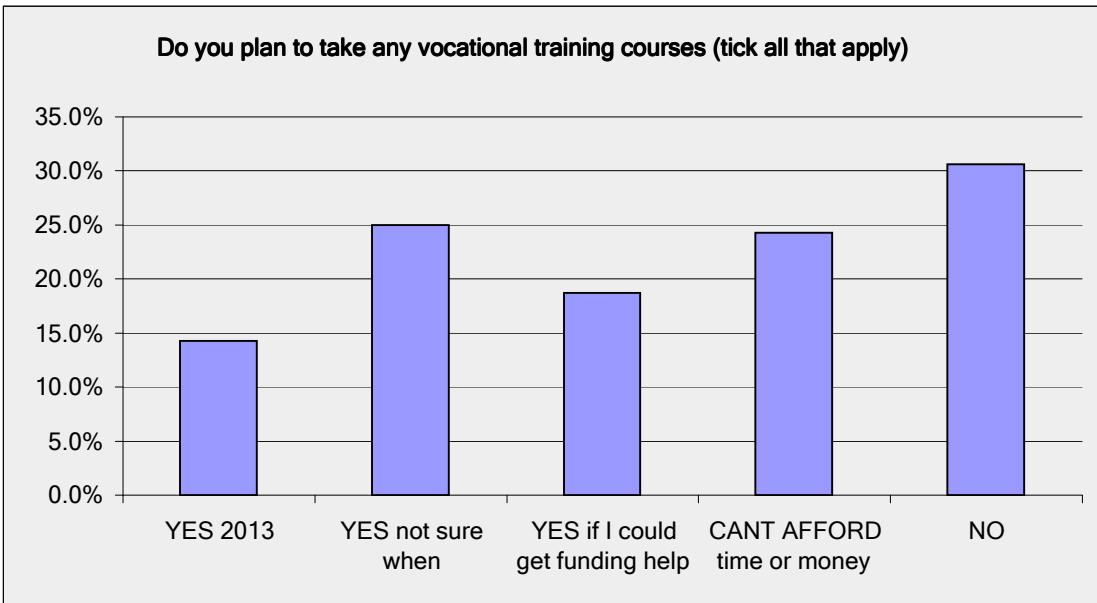
Answer Options	Response Percent	Response Count
In 2013	7.2%	46
In 2012	20.2%	128
In 2011	16.2%	103
3-5 years ago	25.2%	160
NONE	50.6%	321



## 2013 National Stage Management Census

Do you plan to take any vocational training courses (tick all that apply)

Answer Options	Response Percent	Response Count
YES 2013	14.3%	91
YES not sure when	25.0%	159
YES if I could get funding help	18.7%	119
CANT AFFORD time or money	24.3%	155
NO	30.6%	195

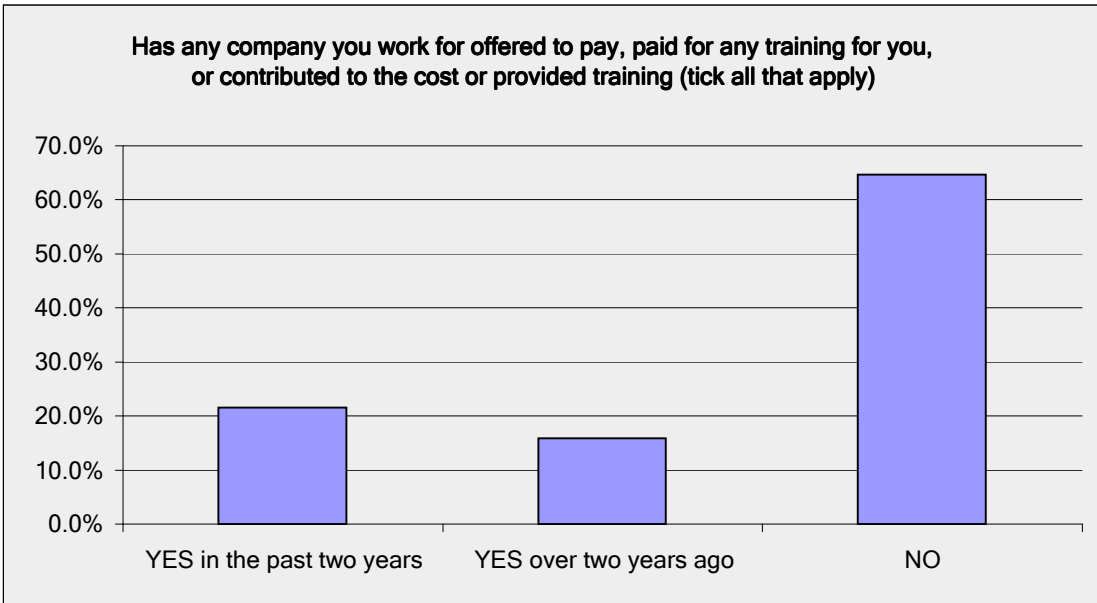




## 2013 National Stage Management Census

Has any company you work for offered to pay, paid for any training for you, or contributed to the cost or provided training (tick all that apply)

Answer Options	Response Percent	Response Count
YES in the past two years	21.5%	137
YES over two years ago	15.9%	101
NO	64.7%	412

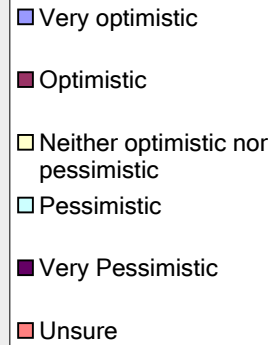
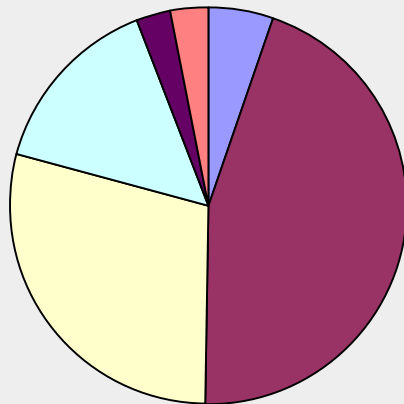


## 2013 National Stage Management Census

Are you generally optimistic about the future of stage management (thinking particularly about job availability, pay, conditions)

Answer Options	Response Percent	Response Count
Very optimistic	5.3%	34
Optimistic	44.8%	285
Neither optimistic nor pessimistic	28.9%	184
Pessimistic	15.1%	96
Very Pessimistic	2.8%	18
Unsure	3.0%	19

Are you generally optimistic about the future of stage management (thinking particularly about job availability, pay, conditions)



## 2013 National Stage Management Census

In addition, the SMA is considering a new award as part of the 2013 National Stage Management Awards, for the: 'Best Stage Managed Show of 2012'. This can have been a theatre production, a site specific show, a premiere, a revival etc. Which show would you nominate? (Any show other than those you have

Answer Options	Response Count
	261

## 2013 National Stage Management Census

Is there anything else you would like to add

Answer Options

Response Count

152